

ALTAR VOLCANO TREK 5 DAYS

Overview

In the middle of nowhere is when you realize you are in the middle of somewhere—somewhere wonderful surrounded by icy peaks, the emerald green of the Ecuadorian paramo, and multi-colored glacial lagoons. Imagine yourself on a journey down a long and winding trail filled with twists and turns that will keep your heart racing! This is not just a trek into the wondrous mountains of Sangay National Park; this is an adventure of self—to push your limits and experience the road-less-traveled, deep in the Andes of Ecuador.

Accommodation is provided at the charming refuge of Altar and the Hacienda Rey Leche



Highlights

Activities

Activity level

Distance & elevation

Season

Minimum age

- Trek at high elevation
- Journey to the Colorful lagoons of Altar
- Learn about the endemic flora of the Ecuadorian paramo
- Explore the valley of Collanes
- Camp in a cozy refuge with a 360 view of snowy peaks and rolling hills
- Be led by top Activexpedition experienced guides at every step you take
- Support sustainable travel to preserve culture and nature

ALTAR VOLCANO TREK 5 DAYS

Highlights

Activities

Activity level

Distance & elevation

Season

Minimum age

- Trek at high elevation
- Journey to the Colorful lagoons of Altar
- Learn about the endemic flora of the Ecuadorian paramo
- Explore the valley of Collanes
- Camp in a cozy refuge with a 360 view of snowy peaks and rolling hills
- Be led by top Activexpedition experienced guides at every step you take
- Support sustainable travel to preserve culture and nature

Highlights

Activities

Activity level

Distance & elevation

Season

Minimum age

- Trekking
- Wildlife

ALTAR VOLCANO TREK 5 DAYS

Highlights

Activities

Activity level

Distance & elevation

Season

Minimum age



Challenging

ALTAR VOLCANO TREK 5 DAYS

Highlights

Activities

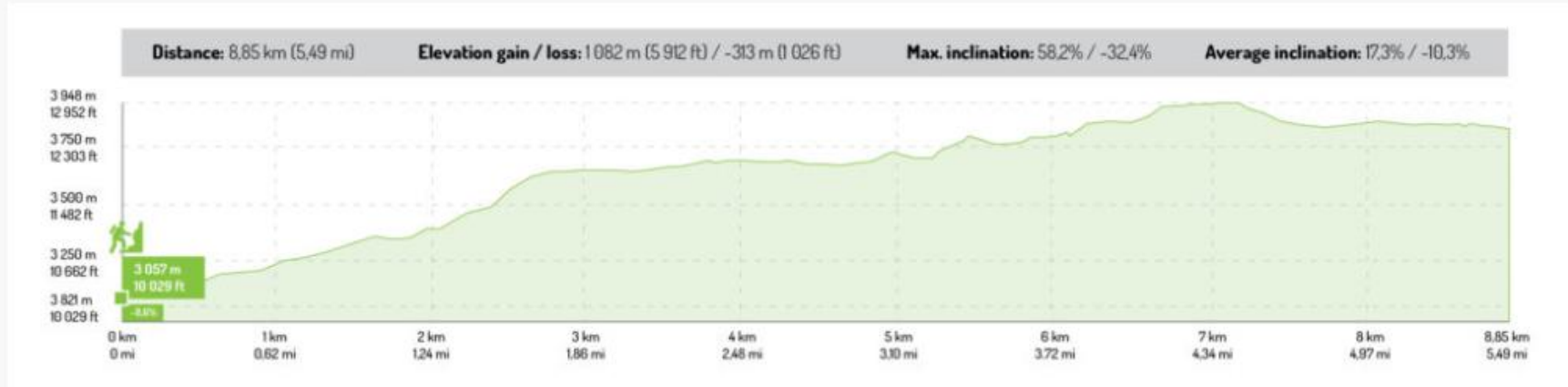
Activity level

Distance & elevation

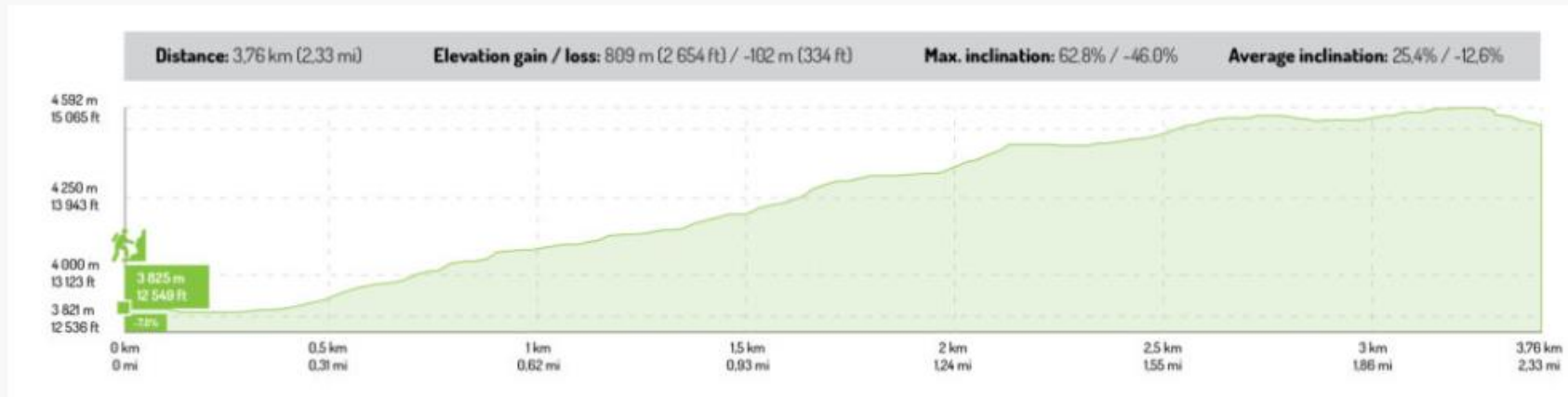
Season

Minimum age

DAY 2.- TREK TO ALTAR BASECAMP

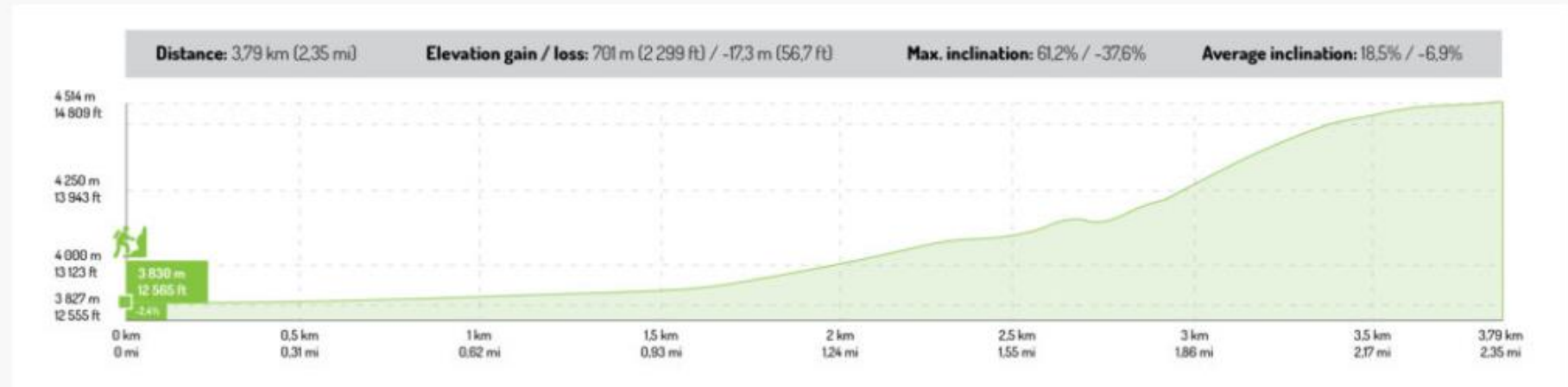


DAY 3.- TREK TO MANDUR AND THE BLUE LAGOON



ALTAR VOLCANO TREK 5 DAYS

DAY 4.- TREK INTO THE CRATER



ALTAR VOLCANO TREK 5 DAYS

● Full Itinerary

Day 1

Transport To La Candelaria

After picking you up from your hotel in the stunning capital of Quito, our morning starts southbound on the Route of Volcanoes. Glimpse head-turning views of volcanoes such as Cotopaxi, Rumiñahui, Paschocha, Illinizas, and Tungurahua as we drive the four hours towards Riobamba. Stopping for pictures and to dine on delicious Ecuadorian cuisine we will spend the rest of the afternoon preparing for our trek and strolling through the quaint little town of La Candelaria at the foothills of the trail. Known as the portal to some of the toughest summits in the region, La Candelaria is the nation's best-kept secret. Here is the starting point for adventure-seekers and outdoor enthusiasts alike due to its proximity to a variety of activities such as hiking, climbing, horseback riding and nature photography. Filled with charming homes, fertile farmland, and some of the friendliest people you will ever meet this town will surely capture your heart.

Overnight: Hacienda Releche

Meals included: Lunch and dinner



ALTAR VOLCANO TREK 5 DAYS

Day 2

Trek To Altar Basecamp

As the day breaks we set foot on the trek of a lifetime! Journey down a beaten horse-track through the Ecuadorian Paramo—a lush eco system under the snow line of high elevation peaks. Brimming with evergreens and a rainbow of blooming flowers this ecosystem hosts a variety of wildlife that, with some luck, we will spot on the trail! Along the way our guide will point out some of this colorful flora including the fiery-orange Chuquiraga, stunning pink Gentian, and the starry *Plantago rigida* that line the trail. This trek is demanding as much of the path is muddy and we will be donning rain boots to make our way up the fun and challenging trail! Passing over glacial creeks and through towering walls of intertwined plants we are accompanied by the calming Andean breeze and even occasionally Zuko, the adventure pup who belongs to one of the nearby families!

Don't worry! Although this trek will take about five hours and is relatively tough you will be happy to know that you only need to bring water, your camera, and a smile! Horses and mules of the families in the area will follow us with our other belongings.

Overnight: Altar Basecamp

Meals included: Breakfast, lunch and dinner



ALTAR VOLCANO TREK 5 DAYS


Day 3

Trek To Mandur And The Blue Lagoon

Greeted by the haze of the rising sun through the valley we head up through the rocky foot hills of El Altar to two equally stunning lagoons: Mandur and Azul. The first, although the smallest of the two, packs a real punch as, on a clear day, you can see the never-ending layers of mountains from this point that appear like waves in the distance. On the way we will be on the lookout for white tail deer, Cara-caras, Andean lapwings, eagles, hawks and other species that are typical in the Paramo. Our second stop of the day is to the royal blue waters of the Blue lagoon where we will picnic while enjoying the landscape before heading back to the campsite.

Overnight: Altar Basecamp

Meals included: Breakfast, lunch and dinner



Day 4

Trek Into The Crater

The main attraction of the trek awaits us after a healthy breakfast. Directly upward from the Collanes valley we will trek into the crater of the Altar volcano to Laguna Amarila. Named for the seven peaks that line it forming what appears to be an altar, this regal structure was formed by an eruption that caused the caldera to collapse. Stand and marvel at the beauty of the seven peaks: Los Frailes, El Canónigo, La Monja Mayor, La Monja Menor, El Tabernáculo, El Obispo y El Acólito. Standing each at over 17,000 feet El Obispo is considered the most technical in the country and is a popular spot for professional rock and ice climbers to test their skills.

If you are up for a real challenge, a refreshing dip into the chilly waters of the lagoon might be right up your ally. According to the locals, those who dare to enter the frigid waters are blessed by the volcano and the Pachamama. Do you dare to take the plunge?

We will have lunch beside the lagoon; explore a bit more; and then head back to basecamp.

Overnight: Altar Basecamp

Meals included: Breakfast, lunch and dinner



ALTAR VOLCANO TREK 5 DAYS

Day 5

Trek Out Of The Reserve

Today we will pack out before heading back down the trail and then drive back to Quito.

End of services

Meals included: Breakfast and lunch



ALTAR VOLCANO TREK 5 DAYS

Included

Not Included

Important Information

Packing list

Terms & Conditions

- Experienced Certified English-Speaking Guide
- Private Transport
- Accommodation for four nights
- Meals according to the Itinerary
- Water and snacks at all time
- Sleeping bag
- Trekking gear: (Black diamond hiking poles)
- All fees to reserves and museums

Included

Not Included

Important Information

Packing list

Terms & Conditions

- International or domestic flights
- Meals not mentioned in the itinerary
- Tips for guides and drivers
- Travel insurance (mandatory)
- Airport transfers